

How to get more ENJOYMENT from a *Small Yard*

6 WAYS TO MAKE A SMALL YARD *functional & appealing*

1

Stay in scale

Consider the size of your home as well as your available yard space.



Keep it simple

Select simple shapes, materials, textures and plants to keep from overwhelming the space.

2

3

Unify with repetition

Select a few key elements and use repetition to create unity and tie the space together.



Select colors carefully


Pick colors that create depth and offer the illusion of expansiveness.

4

5

Install built-in seating

Incorporate permanent built-in seating to help maximize your small yard.




Use double duty features

Combine multiple outdoor living elements into a one-of-a-kind design that saves space.

6

A CLOSER LOOK AT *small yard sizes*



Average property size
16,663 square feet

Small property size
4,000 square feet

Smallest property size
690 square feet

The smallest yards are in the *West*.



5 WAYS TO *fool the eye*



Lay paving diagonally



Elongate your yard with an "S" curve path


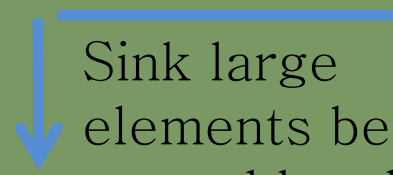
Soften masonry with plants



Create different levels



Sink large elements below ground level



For more small yard ideas visit www.landscapingnetwork.com/landscaping-ideas/small-yard